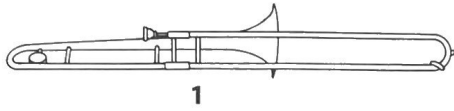


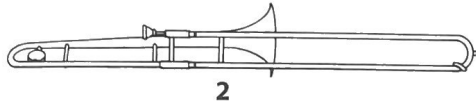
# Trombone B.C. Position Chart

The number indicates which position to use.

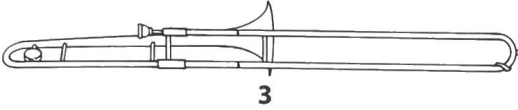
- = a shortened slide position.



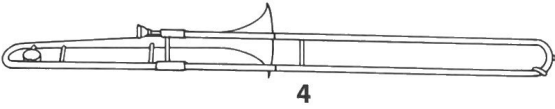
1



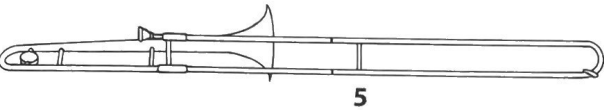
2



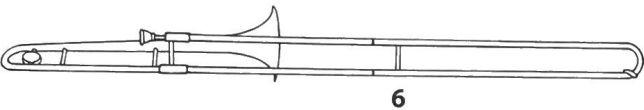
3



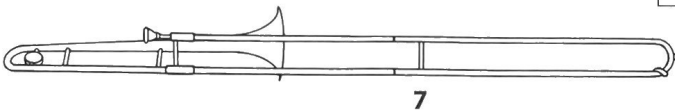
4



5



6



7

E F $\flat$	E $\sharp$ F	F $\sharp$ G $\flat$	G
7	6	5	4

G $\sharp$ A $\flat$	A	A $\sharp$ B $\flat$	B C $\flat$
3	2	1	7

B $\sharp$ C	C $\sharp$ D $\flat$	D	D $\sharp$ E $\flat$
6	5	4	3

E F $\flat$	E $\sharp$ F	F $\sharp$ G $\flat$	G
2	1 or 6	5	4

G $\sharp$ A $\flat$	A	A $\sharp$ B $\flat$	B C $\flat$	B $\sharp$ C	C $\sharp$ D $\flat$	D
3	2 or 6	1 or 5	4	3	2	1 or 4

D $\sharp$ E $\flat$	E F $\flat$	E $\sharp$ F	F $\sharp$ G $\flat$	G	G $\sharp$ A $\flat$	A	A $\sharp$ B $\flat$
3	2	1	-3	-2	-3	2	1